

**KHSAA TITLE IX  
ANNUAL REPORT SUBMISSION  
STATUS REPORT  
2008-2009**

KHSAA  
Form T65  
Revised 4/09

TO: KHSAA Member School Superintendents, Principals, and Athletic Directors

FROM: Brigid L. DeVries, Commissioner  
Darren Bilberry, Assistant Commissioner

DATE: May 26, 2009

School	Larue County	Reviewed by	Gary W. Lawson
--------	--------------	-------------	----------------

The following is a status report regarding the required 2008 - 2009 Title IX Annual Report submission of forms due into the KHSAA office by April 15, 2009. Appropriate KHSAA Audit Team personnel have reviewed these forms and the following is a summary of this review.

I. Checklist of Forms properly submitted in a satisfactory manner:

X	GE 19 (Annual Verification)	X	T-35 (Budget Expenses)
X	T-1 (Summary Program Chart 1)	X	T-36 (Budget Expenses)
X	T-2 (Summary Program Chart 2)	X	T-41 (Checklist – Overall Interscholastic Program)
X	T-3 (Summary Program Chart 3)	X	T-60 (Corrective Action Plan)
X	T-4 (Summary Program Chart 4)	NA	T-63 (Interscholastic Survey Results)

II. Status

A.	X	2008 – 2009 Forms are satisfactory and no further information or action is necessary at this time.
B.		Errors have been noted with respect to the following forms:
C.		The following forms were omitted and must be submitted by school representatives:
D.	X	<p>According to the 2008-2009 data, the school appears to be meeting the standards established in:</p> <p><input type="checkbox"/> Test 1 (Athletic participation is proportionate to enrollment)</p> <p><input type="checkbox"/> Test 2 (History and continuing practice of program expansion)</p> <p><input checked="" type="checkbox"/> Test 3 (Full and effective accommodation of interests and abilities)</p>
E.	X	<p>Other Recommendation and Comments: According to data, calculations, and responses submitted, the school is likely meeting the standard established in Test 3 for provision of athletic opportunities. All sanctioned sports are offered for girls at the varsity level except swimming which does not seem to be a feasible option at this time. A total of 16 team opportunities are offered for females and 18 for males. The Gender Equity Review Committee should monitor female interest in regard to teams at the junior varsity and freshman levels. In the area of benefits, total athletic spending appears to be outside acceptable parameters on both a percentage and a per athlete basis (approximately \$460 per male athlete and \$323 per female athlete). School officials should closely monitor spending in order to provide equitable benefits so there is not a disparity continuing over a two-year period.</p>



**KENTUCKY HIGH SCHOOL ATHLETIC ASSOCIATION  
2008-2009 ANNUAL VERIFICATION OF TITLE IX PROCEDURES**

KHSAA Form GE19  
Rev.12/07

(To be submitted by April 15, 2009 along with other required forms)

MAY 26 2008

The LARUE CO. High School, HODGENVILLE, Kentucky  
(Name of High School) (City)

certifies to the Kentucky High School Athletic Association that the following is an accurate and true representation of the facts surrounding compliance with 20 U.S.C. Sections 1681-1688, et. Seq. (also known as Title IX)

**I certify the following provisions in accordance with records at the school contained in the permanent Title IX file, at least one copy of which must be maintained in the Principal's office, and to the best of my knowledge have completed the following tasks.**

Established a gender equity committee at the high school. (list committee personnel and provide attachment if necessary)

Name	Address	Phone	Title
(Supt., Principal, Student, Parent, Coach, Etc.)			
David Dawson	925 S. Lincoln Blvd. Hodgenville, KY 42748	270-358-2210	Athletic Director
Mielle Distefano	925 S. Lincoln Blvd. Hodgenville, KY 42748	270-358-2210	Softball/Volleyball coach
Travis Wootton	925 S. Lincoln Blvd. Hodgenville, KY 42748	270-358-2210	Girls basketball coach
Theresa Banks	925 S. Lincoln Blvd. Hodgenville, KY 42748	270-358-2210	Parent rep
Tori Banks	925 S. Lincoln Blvd. Hodgenville, KY 42748	270-358-2210	Student rep
Lydia Kerr	925 S. Lincoln Blvd. Hodgenville, KY 42748	270-358-2210	Girls track coach
Camille Turner	203 College St. Hodgenville, KY 42748	270-358-4111	District Title IX coordinator
Ronnie Chelf	203 College St. Hodgenville, KY 42748	270-358-2210	Board of Education
Paul Mullins	925 S. Lincoln Blvd. Hodgenville, KY 42748	270-358-2210	LCBS principal

Scheduled a minimum of three meetings during the 2008-2009 school year on the following dates:

October 14, 2008	February 22, 2009	March 11, 2009
------------------	-------------------	----------------

Designated the following person(s) as the Title IX coordinator for the school:

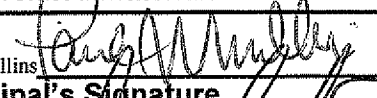
Name	Title	Address	Phone
David Dawson	Athletic Director	925 S. Lincoln Blvd. Hodgenville, KY 42748	270.358.2210

Designated the following person(s) as the Title IX coordinator for the district:


Name	Title	Address	Phone
Camille Turner	School District Title IX coordinator	203 College St. Hodgenville, KY 42748	270.358.4111

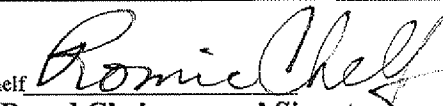
School personnel are continuing to make periodic reviews of the boys' and girls' athletics program reflected in the Corrective Action Plan.

In addition to the above information, the above referenced school maintains a complete permanent file relative to Title IX records including copies of the self-assessment audit, all corrective action plans, and other related materials.

Paul Mullins   
Principal's Signature

5-15 2009  
Date

Sam Sanders   
Superintendent Signature

Ronnie Chelf   
School Board Chairpersons' Signature

*(Send original copy to KHSAA - Maintain duplicate in Title IX school folder)*



**2008-2009**  
**ACCOMMODATION OF INTERESTS AND ABILITIES**  
**SUMMARY PROGRAM CHART T-1**

KHSAA  
 Form T1  
 F:Forms/T1  
 Rev.10/08

**Participation Opportunities Test One**

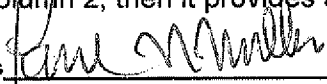
		(Column 1)	(Column 2)	(Column 3)	(Column 4)
	Program	Enrollment	Percentage of Total Enrollment	Number of Interscholastic Participants (double and triple count)	Percentage of Total Participation
Row 1	GIRLS	390	49%	242	42%
Row 2	BOYS	413	51%	335	58%
Row 3	Totals	803	100%	577	100%

Instructions:

\*Number of 8<sup>th</sup> grade students & below used in Column 3 and Column 4 calculations: \_\_\_\_\_

- Determine the total number of girls enrolled, (place in Row 1, Column 1). Determine the total number of boys enrolled, (place in Row 2, Column 1).
- Add the total number of girls and boys enrolled to determine total enrollment, (place in Row 3, Column 1).
- Calculate the percentage of total enrollment that is female. (Divide Row 1, Column 1 by Row 3, Column 1 and place in Row 1, Column 2.) Calculate the percentage of total enrollment that is male. (Divide Row 2, Column 1 by Row 3, Column 1 and place in Row 2, Column 2.) Note: Row 1, Column 2 plus Row 2, Column 2 should total 100%.
- Ask coaches to confirm the names of those individuals who are on the team as of the first **date of regular season competition**, and cross out the names of those who were cut from the team or quit the team prior to the first regular season competitive event. Determine the total number of interscholastic athletics participants that are girls, (and place in Row 1, Column 3). In order to determine the total number of athletics participants, an individual should be counted each time he or she participates on a team. For example, if Jane Doe competes on the varsity volleyball team, the junior varsity volleyball team, the junior varsity basketball team, and the varsity softball team, she should be counted as four participants (**do not include club or intramural sports participants, cheerleaders, dance teams, or pom squads**). Calculate the same way for boys and girls. \* In addition, should 8<sup>th</sup> grade students and below play on a Freshman, Junior Varsity, or Varsity team, they should also be counted for each team and sport on which they participate. If applicable, please asterisk in the above notation as to how many 8<sup>th</sup> grade students & below are included in the totals.  
 Using the same procedure, determine the total number of interscholastic athletic participants that are boys, (and place in Row 2, Column 3). Add Row 1, Column 3 plus Row 2, Column 3 to get total participants and place in Row 3, Column 3.
- Calculate the percentage of female participation. (Row 1, Column 3 divided by Row 3, Column 3 and place in Row 1, Column 4.) Calculate the percentage of male participation. (Row 2, Column 3 divided by Row 3, Column 3 and place in Row 2, Column 4.) Note: Row 1, Column 4 plus Row 2, Column 4 should total 100%.

Note: While being within three percent is not a formal compliance standard; if the percent listed in Row 1, Column 4 is within 3% of Row 1, Column 2, then it provides a good target within which compliance is likely.

Principal's Signature: Paul Mullins  Date: 5/15/09

**2008-2009**  
**ACCOMMODATION OF INTERESTS AND ABILITIES**  
**SUMMARY PROGRAM CHART T-2**

KHSAA  
 Form T2  
 Rev. 12/08

**Participation Opportunities Test Two**

		Column 1	Column 2	Column 3	Column 4	Column 5
Program		Number of Teams Currently Offered	Number of Participants	Number of Teams Added Since the beginning of the 2004-2005 School Year	Number of participants for the 2008-09 school year who are playing on teams added since the 2004-05 school year	Percent of Total Participation By Sex Added Since the beginning of the 2004-2005 School Year
<b>GIRLS</b>	Row 1	varsity:	7	146	0	0
	Row 2	j.v.:	6	63	0	0
	Row 3	frosh:	3	33	0	0
	Row 4	total:	16	242	0	0
<b>BOYS</b>	Row 5	varsity:	8	202	0	0
	Row 6	j.v.:	7	94	0	0
	Row 7	frosh:	3	39	0	0
	Row 8	total:	18	335	0	0

- 1) For Column 1, list the number of interscholastic teams offered for girls and boys at each competitive level (varsity, junior varsity, and freshman). For girls, total each of the entries in Rows 1, 2, and 3 into Row 4. For boys, total Rows 5, 6, and 7 into Row 8.
- 2) For Column 2, list the number of participants at each level. For girls, total each of the entries in Rows 1, 2, and 3 into Row 4. For boys, total Rows 5, 6, and 7 into Row 8. **Note:** The totals in Row 4 for girls and in Row 8 for boys must be the same as the totals in Form T-1, Column 3, Rows 1 and 2 respectively.
- 3) For Column 3, list the number of interscholastic teams that have been added in the last five years at each competitive level. Count each team added during the 5 year period only one time. e.g. Girl's junior varsity soccer was added 3 years ago, count the team only once, not 3 times. For girls, total the entries in Rows 1, 2, and 3 into Row 4. For boys, total Rows 5, 6, and 7 into Row 8.
- 4) For Column 4, list the number of participants that are **currently** on each level of the teams that were added in the last five years. If a team was added previously but no longer exists, there are no current participants to be added for that team. For girls, total the entries in Rows 1, 2, and 3 into Row 4. For boys, total Rows 5, 6, and 7 into Row 8.
- 5) For Column 5, calculate the percentage of participants that have been added in the last five years. For girls, take the number in Column 4, Row 4 and divide by the number in Column 2, Row 4. For boys, take the number in Column 4, Row 8 and divide it by the number in Column 2, Row 8.

Note: If the percentage of current participants added in the last five years is 25% or greater, compliance with Test Two may be possible. If less than 25%, then compliance with Test Three should be analyzed. **CAUTION:** 25% is not a formal compliance standard.

Principal's Signature: Paul Mullins  Date: 5/15/09

**2008-2009**  
**ACCOMMODATION OF INTERESTS AND ABILITIES**  
**SUMMARY PROGRAM CHART T-3**


KHSAA  
 Form T3  
 Rev. 12/08

**Participation Opportunities Test Three**

FOR ANY QUESTION ANSWERED "YES" IDENTIFY THE RESPECTIVE SPORT(S).

	GIRLS (Yes / No)		BOYS (Yes / No)
1. For a sport <u>not</u> currently offered in your interscholastic athletics program, is there sufficient interest to form a viable interscholastic team based on participation on an <u>intramural team</u> .	NO		NO
2 For a sport <u>not</u> currently offered, is there sufficient interest, based on the responses to your most recent Student Interest Survey, to form a viable <u>interscholastic team</u> for a sport not currently offered. If yes, what sport?	NO		NO
3. For a sport currently offered at the junior varsity or freshman level is there sufficient interest, based on your most recent Student Interest Survey, to form a <u>varsity team</u> not currently offered?	NO		NO
4. For a sport currently offered at the varsity level only, is there sufficient interest, based on your most recent Student Interest Survey, to form a viable team for a <u>junior varsity or freshman team</u> that is not currently offered?	NO		NO
5. If you answered YES to question (1), (2), (3), or (4), are there enough high schools in the geographic area offering the sport (at the appropriate level) to allow for the development of a reasonable schedule of competition?	NO		NO

**Plans to Address Interest: NOT APPLICABLE**

Principal's Signature : PAUL MULLINS  Date: 5-15-05



**2008-2009**  
**ACCOMODATION OF INTERESTS AND ABILITIES**  
**SUMMARY PROGRAM CHART T-4**

KHSAA  
 Form T4  
 F:Forms/T4  
 Rev.12/08

**Levels of Competition Test One**

		Column 1	Column 2	Column 3
Girls	Team Levels	Number of Teams Currently Offered	Number of Participants	Percentage of Participants at Each Level
Row 1	varsity:	7	146	60%
Row 2	j.v.:	6	63	26%
Row 3	frosh:	3	33	14%
Row 4	total:		242	100%
<b>Boys</b>				
Row 5	varsity:	8	202	60%
Row 6	j.v.:	7	94	28%
Row 7	frosh:	3	39	12%
Row 8	total:		335	100%

- 1) Column 1, list the number of interscholastic teams offered for girls and boys at each competitive level; varsity, junior varsity, and freshman. (Refer to Form T-2, Accommodation of Interests and Abilities, Summary Program Chart 2, Column 1.)
- 2) For Column 2, list the number of participants at each level. For girls, total the entries in Rows 1, 2, and 3 into Row 4. For boys, total the entries in Rows 5, 6, and 7 into Row 8. (Refer to Form T-2, Accommodation of Interests and Abilities, Summary Program Chart 2, Column 2.)
- 3) For Column 3, calculate the percentage of female and male participants at each level.  
 For girls' varsity, junior varsity, and frosh, respectively:
  - Divide Column 2, Row 1 by Column 2, Row 4, and place the percentage in Column 3, Row 1
  - Divide Column 2, Row 2 by Column 2, Row 4, and place the percentage in Column 3, Row 2.
  - Divide Column 2, Row 3 by Column 2, Row 4, and place the percentage in Column 3, Row 3.
  -
 For boys' varsity, junior varsity, and frosh, respectively:
  - Divide Column 2, Row 5 by Column 2, Row 8, and place the percentage in Column 3, Row 5.
  - Divide Column 2, Row 6 by Column 2, Row 8, and place the percentage in Column 3, Row 6.
  - Divide Column 2, Row 7 by Column 2, Row 8, and place the percentage in Column 3, Row 7.

Principal's Signature: PAUL MULLINS  Date: 5-15-09

**2008-2009  
ACTUAL EXPENDITURES - PROGRAM COMPARISON CHART 1  
TO INCLUDE BOOSTER CLUB FUNDING**

	equipment and supplies		travel		awards		coaches' salaries (to include supplemental and extended employment; dollar amount required)		facilities improvements		publications (if sport-specific)	
	Expenditures		Expenditures		Expenditures		Expenditures		Expenditures		Expenditures	
	School	Booster	School	Booster	School	Booster	School	Booster	School	Booster	School	Booster
G basketball	900	3300	3000	500	300	750	20,275	3-3	0	300	0	200
B basketball	1000	1200	3000	800	400	750	20,275	3-3	0	1000	0	200
G softball	2000	3500	3000	1800	200	300	6,000	3-3	500	750	0	200
B baseball	2000	5000	4000	1200	200	300	6,000	3-3	0	600	0	0
G cross country	100	200	800	0	100	100	857	1-1	0	0	0	0
B cross country	100	200	800	0	100	100	857	1-1	0	0	0	0
G golf	200	750	1000	0	100	150	857	1-2	0	0	0	0
B golf	300	750	1000	0	100	150	857	1-2	0	0	0	0
G soccer	400	600	1000	0	200	300	3,000	1-2	0	0	0	0
B soccer	400	600	1000	0	200	300	3,000	1-2	0	0	0	0
G swimming	Na	Na	Na	Na	Na	Na	Na		Na	Na	Na	Na
B swimming	Na	na	na	na	na	na	na		na	na	na	Na

1. Total expenditures on T-35 and T-36 on the 2008-2009 year report due by April 15, 2009, should reflect the total monies spent (rounded off to nearest dollar) for the entire school year of 2007-2008 ending June 30, 2008.

2. Booster Club Funding/Contributions must be included in the above expenditures total. (Note: It is illegal for coaches to be paid by Booster Clubs - Reference KHSAA Bylaw 27)

Principal's Signature: Paul Mullins

Date: 5/15/09

**2008-2009  
ACTUAL EXPENDITURES - PROGRAM COMPARISON CHART 2  
TO INCLUDE BOOSTER CLUB FUNDING**

	equipment and supplies		travel		awards		coaches' salaries (to include supplemental and extended employment; dollar amount required)		facilities improvements		publications (if sport-specific)	
	Expenditures		Expenditures		Expenditures		Expenditures		Expenditures		Expenditures	
	School	Booster	School	Booster	School	Booster	School	Booster	School	Booster	School	Booster
G track	500	500	1200	0	50	100	1,650	0	0	0	0	0
B track	500	500	1200	0	50	100	1,650	0	0	0	0	0
G tennis	400	300	1000	900	50	100	1,650	100	0	0	0	0
B tennis	400	300	1000	900	50	100	1,650	100	0	0	0	0
G volleyball	750	2000	1500	1000	50	100	6000	0	0	0	0	0
B wrestling	500	2000	2800	1100	50	1000	18,175	1000	1000	0	100	100
G (list sport)	Na	Na	Na	Na	Na	Na	Na	Na	Na	Na	Na	Na
B football	7000	8000	2500	0	0	150	40,375	1000	0	0	0	500
G (list sport)	Na	Na	Na	Na	Na	Na	Na	Na	Na	Na	Na	Na
B (list sport)	Na	na	na	na	na	na	na	na	na	na	na	na

1. Total expenditures on T-35 and T-36 on the 2008-2009 year report due by April 15, 2009, should reflect the total monies spent (rounded off to nearest dollar) for the entire school year of 2007-2008 ending June 30, 2008.

2. Booster Club Funding/Contributions must be included in the above expenditures totals. Indicate percentage of total expenditures for each gender: (if disparities are obvious, list on your Corrective Action Plan (T-60) what action you will take to correct the problem).

Gender	Expenditures	Percentage
Boys	\$154,389	66%
Girls	\$78,389	34%
<b>Total:</b>	<b>\$232,778</b>	<b>100%</b>

*Paul Mullins*

**Principal's Signature:** \_\_\_\_\_ **Date:** 5/15/09



## 2008-2009 KHSAA TITLE IX ATHLETICS AUDIT

KHSAA  
Form T41  
Rev. 12/08

### Checklist - Overall Interscholastic Athletics Program


**DIRECTIONS:**

For the Areas of Compliance (Opportunities and Benefits) listed on the left hand side of the page, place a checkmark under the appropriate column identifying whether your school provided an advantage to the Girls' Program, or to the Boys' Program or to Neither Program. A review of T-35 and T-36 spending patterns might be helpful in completing this form.

Areas of Compliance:	ADVANTAGE TO:		
	GIRLS' PROGRAM	BOYS' PROGRAM	NEITHER PROGRAM
<b>OPPORTUNITIES</b>			
Accommodation of Interest and Abilities			X
<b>BENEFITS</b>			
Equipment and Supplies			X
Scheduling of Games and Practice Time			X
Travel and Per Diem Allowances			X
Coaching			X
Locker Rooms, Practice and Competitive Facilities			X
Medical and Training Facilities and Services			X
Publicity			X
Support Services			X
Athletic Scholarships			NA
Tutoring			X
Any meals provided for home			X

**If an advantage is shown, corrective action should be shown on T-60 (Corrective Action Plan).**

Principal's Signature: PAUL MULLINS



Date: 5-24-09

2008-2009  
TITLE IX  
CORRECTIVE ACTION PLAN

SCHOOL NAME \_\_\_\_\_  
LARUE COUNTY HIGH SCHOOL \_\_\_\_\_

**DIRECTIONS:**

1. For Column 1, indicate the intended area (Opportunities or Benefits) which needs corrective action in order to achieve gender equity. For Column 2, write the suggested change or activities that will correct the area in need of alteration. For Column 3, include the estimated completion date for the changes or activities.
2. It is possible to attain compliance with Title IX and no longer need "corrective" action. However, the KHSAA strongly encourages compliant schools to identify items for improvement (Column 1), activities to accomplish the improvement (Column 2) and a timetable for completion (Column 3) that will strengthen the athletic program.
3. You may copy this form as needed. Please attach corrective action plans along with audit forms and submit by April 15, 2009.

COLUMN 1	COLUMN 2	COLUMN 3
ITEM FOR CORRECTION/ IMPROVEMENT	SUGGESTED CHANGE/ ACTIVITIES	SCHOOL YEAR, COMPLETION DATE OF CORRECTION FOR PROJECT
TENNIS COURTS NEED TO BE RE-SURFACED	POSSIBLE RE-SURFACING OR CONSTRUCTION OF NEW COURTS	2011

*Paul Mullins*

Principal's Signature: PAUL MULLINS Date: 5-15-09